TRQ EMERGENCY
LIGHTING TECHNOLOGIES TRQ, S.L.

Marcado CE
CE marked

IP40

Clase II
Class II

LUMINARIA SIGN LED: ALYA EM PRO CENTRAL
CENTRAL LED LUMINAIRE

CARACTERÍSTICAS/*CHARACTERISTICS*

- Sign 24V:
  - Voltaje entrada DC: 24VDC ±20%/*Input voltage DC: 24VDC ±20%.*
  - Voltaje entrada AC: 24V 50/60Hz ±20%/*Input voltage AC: 24V 50/60Hz ±20%.*
- Sign 230V:
  - Voltaje entrada DC: 230V (Rango 100-265 VDC)/*Input voltage DC: 230V (Range 100-265 VDC).*
  - Voltaje entrada AC: 230V 50/60Hz (Rango 90-265 VAC)/*Input voltage AC: 230V 50/60Hz (Range 90-265 VAC).*
- Permanente/*Maintained.*
- LED verde indicador de red/*Green LED indicating mains.*
- Control corriente constante/*Constant current control.*
- Conexión mediante manguera de Ø6 mm/*Connection via Ø6 mm cable.*
- Difusor de metacrilato de 4mm de grosor/*Acrilyc diffuser of 4 mm width.*
- Instalación en superficie y enrasado en falso techo/*Ceiling and wall surface mounting.*
- Pictogramas incluidos/*Pictograms included.*

DIMENSIONES/*DIMENSIONS*

ALYA 25

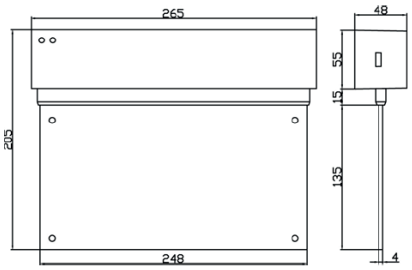

ALYA 40

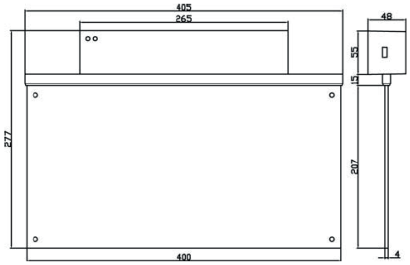

REFERENCIAS/*REFERENCES*

Modelos *Models*	**Lámpara** *Lamp*	**Batería** *Battery*	**Autonomía** *Autonomy*	**Visibilidad** *Visibility*	**Lúmenes** *Lumens*
ALYA 25 EM PRO CENTRAL 230V	LED SMD	-	-	25 metros/*meters*	95
ALYA 40 EM PRO CENTRAL 230V	LED SMD	-	-	40 metros/*meters*	95
ALYA 25 EM PRO CENTRAL 24V	LED SMD	-	-	25 metros/*meters*	95
ALYA 40 EM PRO CENTRAL 24V	LED SMD	-	-	40 metros/*meters*	95

FUNCIONAMIENTO/*FUNCTIONING*

- Sign 24V: conexionar el bloque adecuadamente y después aplicar tensión a la entrada de la luminaria verificando que la línea sea de 24V/*Install the luminary and make connections verifying the line is 24V.*
- Sign 230V: instalar la luminaria y conexionar adecuadamente. Si el suministro es DC, la polaridad de la conexión de entrada es indiferente/*Install the luminary and make connections to the connector. If the supply is DC, it is indifferent the polarity of the input connection.*
- Comprobar que la luminaria se ilumina/*Verify the luminaire is on.*

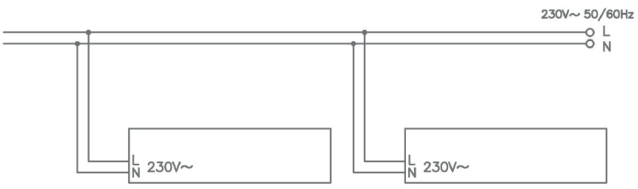

MANTENIMIENTO/*MAINTENANCE*

- Las emergencias deben ser revisadas por lo menos una vez al año por personal cualificado/*The luminaries should be checked at least once a year by qualified technicians.*
- Los LEDs y los componenetes electrónicos sustituidos deben ser reciclados de forma adecuada/*The LEDs and electronic components should be re-cycled in adequate way.*
- Asegurar que la red está desconectada/*Make sure the mains supply is switched off.*

INSTALACIÓN/*INSTALLATION*

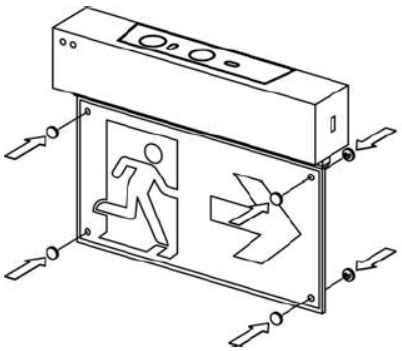

1. Montar pictogramas/*Mount pictograms*

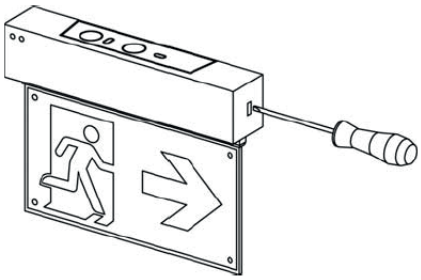

2. Abrir equipo/*Open device*

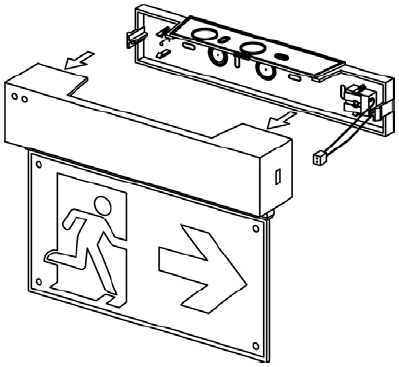

3. Separar preplaca/*Remove pre-plate*

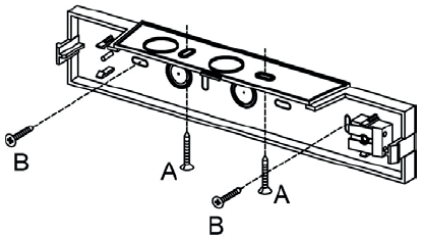

4. Montar preplaca/*Mount pre-plate*
   A. Montaje techo/*Ceiling mounting*
   B. Montaje pared/*Wall surface mounting*

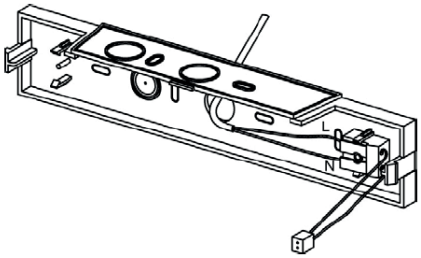

5. Cableado/*Wire up*

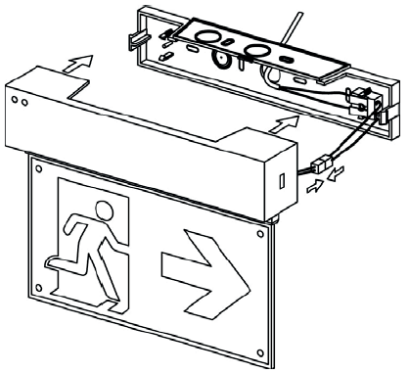

6. Conectar y cerrar/*Connect and close*

TRQ se reserva el derecho de modificar las características de los productos sin previo aviso/*TRQ reserves the right to modify the characteristics of the products without prior notice.*